

尊敬的用户：

感谢您选购得胜E-340动圈麦克风，为了您能够更好的了解使用本产品，建议您在使用前仔细阅读本说明书。

若存在有疑问或者您有宝贵的建议，可通过拨打得胜官方服务热线400 6828 333或使用微信扫描二维码关注得胜官方公众号与我们联系。



产品特性

- 一款适用于KTV包厢、个人娱乐K歌、户外演唱等场合而设计的动圈麦克风
- 麦克风管体采用塑胶材料制造，喷漆工艺处理，具有良好的产品质感和舒适的使用手感
- 高品质动圈音头，超心型指向拾音，在声音表现上具有低音浑厚，中音清晰，高音通透等音质特点
- 配置专业双芯XLR卡侬连接线，可屏蔽电流杂讯干扰，使音质传输更清晰

标准配置

- 麦克风.....1支
- Ø5mm x 4m连接线.....1条
- 说明书.....1份

适用场合

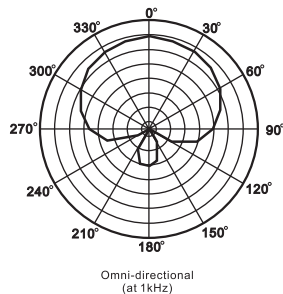
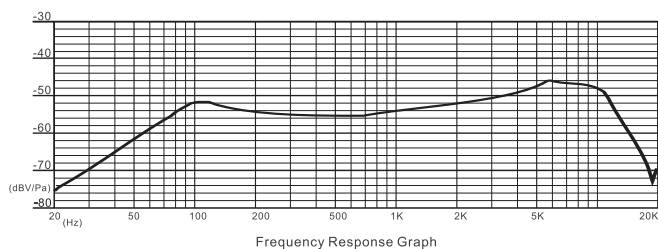
- 卡拉OK、主持、户外宣传活动

技术参数

- 单体:动圈音头
- 指向性:超心型指向
- 频率响应:80Hz-15KHz
- 灵敏度:-55dB±3dB(0dB=1V/Pa/m at 1KHz)
- 输出阻抗:600Ω+30%

注：以上数据由得胜实验室测试得到，并拥有最终解释权！

频率响应曲线图



连接线的安装与拆卸

- 1.把卡侬 (XLR) 插头上面的扣键与麦克风上的槽口对准然后将插头推入麦克风，直至扣键定位
- 2.麦克风与连接线分开时，可握住插头并按压扣键，然后将插头从麦克风中拉出

使用说明

- 1.用手罩住麦克风头部或将麦克风接近扬声器时，可能会产生啸叫声，遇此情形时，首先降低音量，拉开与扬声器的距离，尽量使麦克风不与扬声器相对；
- 2.麦克风靠近声源，可以产生额外的低音增强效果，这种现象称为“近讲效应”，利用这种效应可以使声音更加丰满演奏乐器时，也可以利用近讲效应来改善低音输出，而不必使用调音控制器；
- 3.麦克风灵敏度高，必须注意不要从高处掉下，敲打或给予强烈冲击。
- 4.麦克风应安装在干燥清洁的地方，避免在温度、湿度过高的场所保管或使用，以免影响灵敏度和音色。

安全警示

为避免电击、过高温、着火、辐射、爆炸、机械危险以及使用不当等可能造成的人身伤害或财产损失，使用本产品，请仔细阅读并遵守以下事项：

- 1.使用产品时请确认所连接设备与本产品功率是否匹配以及合理调整音量大小，不要在超过产品功率及大音量下长时间使用，以免造成产品异常和耳朵听力损伤；
- 2.使用中若发现有异常（如冒烟、异味等），请立即关闭电源开关并拔掉电源插头，然后将产品送经销商检修；
- 3.本产品及配件都应放置在室内干燥通风处，勿长期存放在潮湿、灰尘多的环境，使用中避免靠近裸露火源、碰到液体物质、雨淋、产品进水、过度碰撞、抛掷、振动本机及覆盖通风孔，以免损坏其功能；
- 4.若产品需要固定于墙壁或天花板上时，请确保固定到位，防止因固定强度不足导致产品发生跌落危险；
- 5.使用该产品时需遵守相关安全规定，法律法规明确禁止使用场合请勿使用本产品，以免导致意外事故；
- 6.请不要自行拆机改装或维修，以防止出现人身伤害，如有问题或服务需求请联系当地售后服务网点跟进处理。

关于图标含义解释



此符号表示，根据WEEE指令(2012/19/EU)和国家法律，由于这种类型的废弃物会有潜在的有害物质，可能对环境对人类健康产生负面影响，所以本产品不应与您的家庭垃圾一起处置，应将本产品交由授权的电气和电子设备 (WEEE) 回收站回收。同时，您理本产品的同时将有助于自然资源的有效利用。如需了解更多有关您在正确处可以在何处放置废物回收设备的信息，请联系您当地的城市办事处、废物管理局或家庭废物处理服务部门。

产品服务保证书

注意事项：

- 1.本单为保修凭证，请用户妥善保管，如有遗失，恕不保修或退换。
- 2.保修期限：购买之日起十二个月内。
- 3.除了不可抗力事件损坏外，由本公司负责，免费维修。
- 4.如属保管不善或使用不当造成的损坏，维修点将酌情收费。
- 5.擅自拆卸维修者，不予保修。
- 6.以上保修条款仅限于中国市场适用（不包含港澳台地区）。

姓名：_____ 电话：_____ 地址：_____

商品：_____ 型号：_____ 购买日期：_____年__月__日

维修记录栏(由维修员填写)	维修员签名	日期

◆ 广东得胜电子有限公司 ◆ 电话：400-6828-333 ◆ 地址：广东省惠州市博罗县龙溪街道富康一路2号

※ 本产品相关规格如有变更恕不另行通知。

※ 如需服务和配件方面的信息，请就近联系当地售后服务网点，或请访问得胜网：www.takstar.com



Dear User:

Thank you for purchasing TAKSTAR E-340 Dynamic Microphone. Please read the user manual before operation and keep it for reference in future.

■ Features

- A wired dynamic mic suitable for KTV chambers, personal karaoke and outdoor performance.
- Plastic housing with paint finish for comfortable operation.
- High quality dynamic capsule, super-cardioid pickup, powerful bass, clear mids and bright treble.
- With dual-core XLR cable for clearer signal by shielding away current noise interference.

■ Standard Configuration

Microphone.....	1pc
Ø5mm Cable×4m.....	1pc
User Manual.....	1pc

■ Application

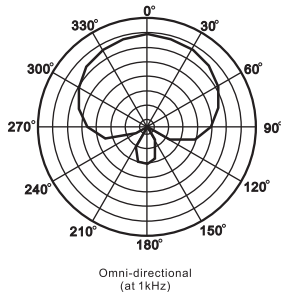
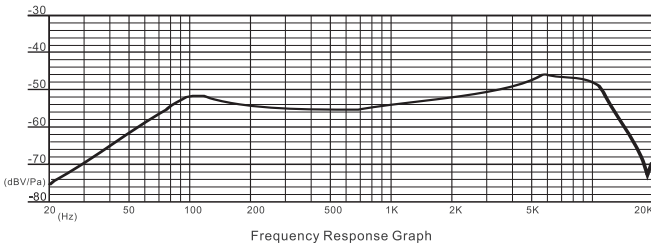
- Karaoke, show hosting, outdoor promotional activities

■ Specification

- Transducer Principle: dynamic capsule
- Polar Pattern: super-cardioid
- Frequency Response: 80Hz-15KHz
- Sensitivity: -55dB+3dB (0dB=1V/Pa/m at 1KHz)
- Output Impedance: 600Ω+30%

Note: The data is tested by Takstar Laboratory, and Takstar has the final interpretation right!

■ Frequency Response Curve



■ Cable Connection and Disconnection

1. Match the lock button of XLR with the slot of mic and then insert fully until the lock button locks into place.
2. To remove the cable from the mic, hold the XLR connector, press the lock button and then pull it out.

■ Operation Instruction

1. When the head of mic is covered by hand or close to speaker, it may cause howling noise. When this happens, simply turn down the volume, take the mic further away from the speakers, and do not let the head of mic face towards the speaker.

2. When the mic is close to the audio source, it creates additional bass boost which is called "proximity effect". The proximity effect leads to richer sound, and can be used to improve bass output when playing instrument without the need of using mixer.
3. Due to the high sensitivity of the mic, do not drop it, or knock or impact it.
4. The mic should be kept in a dry and clean place. Do not keep it in high temperature or high humidity to avoid affecting its sensitivity and timbre.

■ Caution

To avoid electric shock, overheat, fire, radiation, explosion, mechanical risk and injury or property loss due to improper use, please read and observe the following items before use:

1. Please check if the power of the connected equipment matches with that of this product before operation. Adjust the volume to proper level during operation. Do not operate at over-power or high-volume level for extended time to avoid product malfunction.
2. If there is any abnormality during use (e.g., smoke, strange odor), please kill the power switch and unplug from power source, then send the product to the local after-sales service for repair.
3. Keep this product and its accessories in a dry and ventilated area. Do not store in a humid or dusty area for extended time. Keep away from fire, rain, liquid intrusion, bumping, throwing, vibrating, or from blocking any ventilation openings, to prevent malfunction.
4. The product must, when installed on walls or ceilings, be fixed firmly in place at adequate strength to prevent from falling.
5. Please abide by safety rules during operation. Do not use the product in places prohibited by laws or regulations to avoid accident.
6. Do not disassemble or repair the product by yourself to avoid injury. If you have any questions or require any services, please contact our local after-sales service.

■ Label Meanings



This symbol indicates that, according to WEEE (Waste of Electrical and Electronic Equipment) Directive (2012/19/EU) and national laws, this type of waste should not be discarded along with your household waste, as it contains potentially hazardous substances that may pose a negative impact on the environment and human health. It should be handed over to an authorized WEEE collection facility for recovery and recycle. Herewith you will be helping For more information on disposal of WEEE products, please contact your local municipality, waste management bureau or household waste disposal service.

产品中有毒有害物质或元素的名称及含量标识表

部件名称	有毒有害物质或元素					
	铅 (Pb)	汞 (Hg)	镉 (Cd)	六价铬 (Cr(VI))	多溴联苯 (PBB)	多溴二苯醚 (PBDE)
塑料部件	○	○	○	○	○	○
金属部件	×	○	○	○	○	○
电路板组件	×	○	○	○	○	○
线缆	×	○	○	○	○	○

本表格依据SJ/T 11364的规定编制。
 ○: 表示该有害物质在该部件所有均质材料中的含量均在GB/T 26572规定的限量要求以下。
 ×: 表示该有害物质至少在该部件的某一均质材料中的含量超出GB/T 26572规定的限量要求。

此标志为产品的环保使用期限标志,
 且此环保使用期限只适用于产品正常工作的温度和湿度等条件。

※ The product specification is subject to change without prior notice.

※ If you need service or accessory information, please contact local dealer or visit our website: www.takstar.com